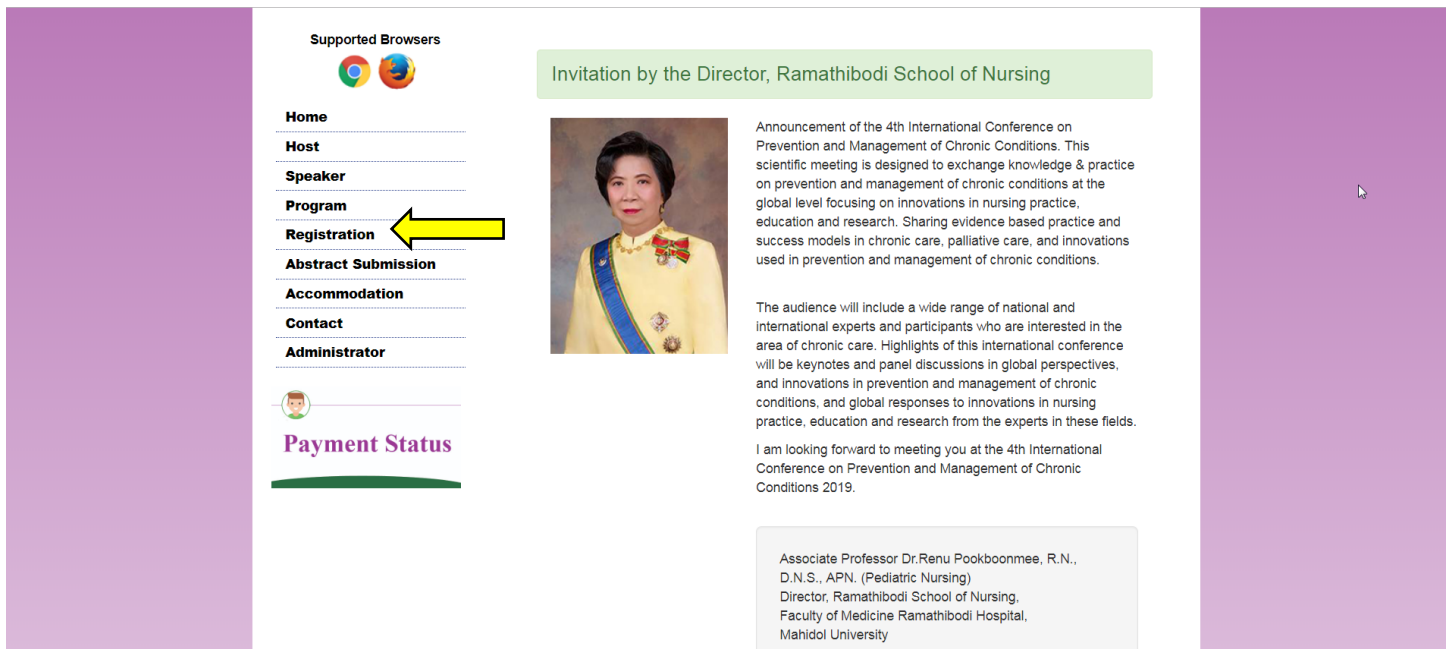


To register for The 4th International Conference on Prevention and Management of Chronic Conditions: Innovations in Nursing Practice, Education and Research

1. Go to 'https://chronicconf.com/index.php'. Supported browsers are **Chrome and Firefox**.



2. Click on 'Registration'



3. If you are 'Foreign Participants', click on 'Registration for Foreign Participants'.

Registration

- Every participant including invited speakers must submit the registration form to the conference secretariat.
- Registration fees include official programmed events, documentations, luncheons, and refreshment breaks.
- Registration forms cannot be processed without payment.
- Register will be made only online.
- Confirmation notice will be sent within two weeks after the registration is completed.

Registration for Foreign Participants ←

การลงทะเบียนผู้เข้าร่วมประชุมคนไทย

Cancellation policy

- A written notification of cancellation should be sent to the conference secretariat.
- Cancellation made before 13 January 2019 will be charged a service fee of 50US\$
- Cancellation made during 13 January - 15 February 2019 will be charged a service fee of 100 US\$
- All refunds will be processed after the congress.

4. Click on 'Registration'.

Registration Fees

Category	Early Registration 1 April - 31 October 2018	Late Registration 1 November 2018 - 12 February 2019
Participants	450 USD	500 USD
Student	325 USD	

Registration ←
(Payment made by Credit Card)

5. Go to Registration Page, Fill out the appropriate information and click on 'Register'.

Registration

Title Name :-

First Name :-

Middle Name :

Last Name :-

Occupation

Instructor
 Nurse
 Student
 Doctor
 Researcher
 Others

Organization & Contact Address

Organization Name :-

Contact Address :-

City :-

Country :-

Zip Code :-

Email :-

Participation

Participant
 Oral Presentation
 Poster Presentation
 Speaker

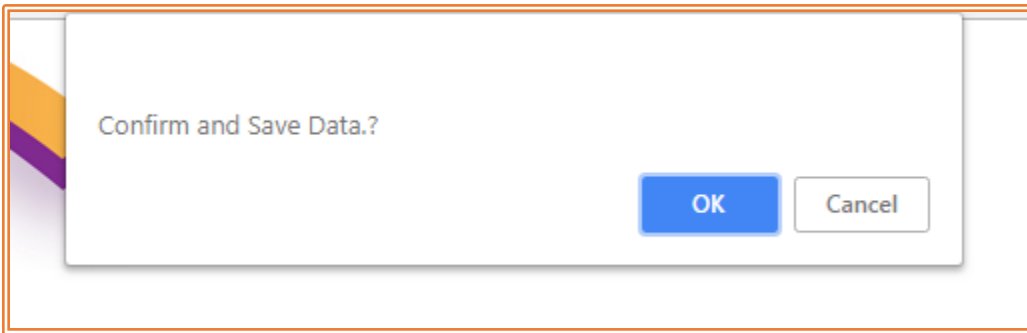
Registration Fee

#	Category	Early Registration 1 April - 31 October 2018	Late Registration 1 November 2018 - 12 February 2019
<input type="radio"/>	Participants	450 USD	500 USD
<input type="radio"/>	Student	325 USD	

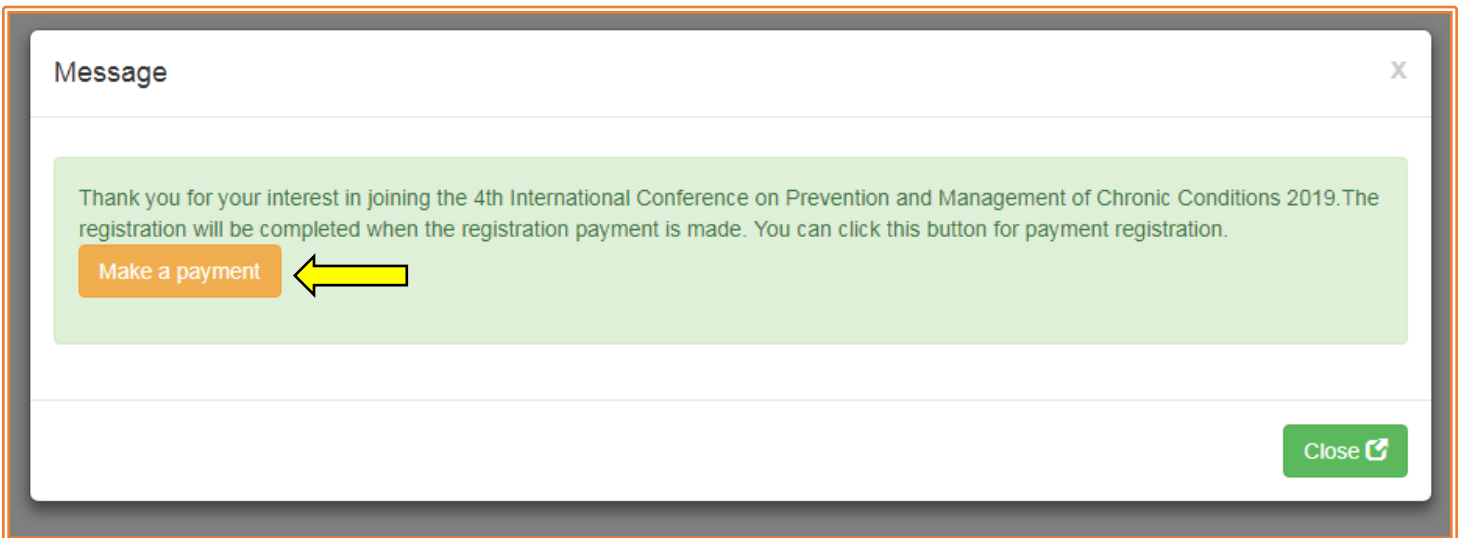
Dietary Requirements

Regular Vegetarian Halal Others

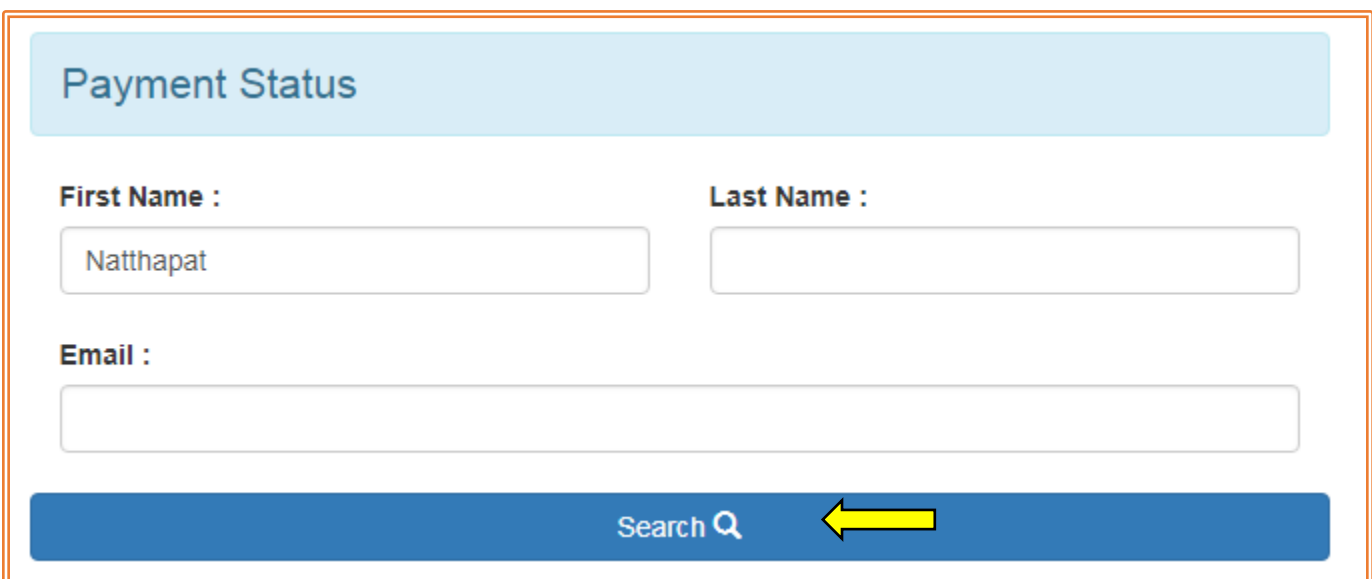
6. Message will prompted to confirm before saving information.



7. If you select 'OK', you will see the message below that will ask you for making a payment.



8. If you click on 'Make a payment', you will see the screen below that you can find your payment status by filling your First name or Last Name or Email and click on 'Search'.

A form titled "Payment Status" in a light blue header. Below the header, there are three input fields: "First Name :" with the value "Natthapat", "Last Name :", and "Email :". At the bottom, there is a blue "Search" button with a magnifying glass icon and a yellow arrow pointing to it from the right.

9. You will see the screen below that shows your name. Click on 'Make a payment' and fill out your credit card information. After the payment is successful, payment status will be changed to 'Successful'.

No.	FullName	Submit Date Registration	Payment Status
1	Mr.Natthapat S Pijarachote	2018-05-02	Make a payment 